

Click to rotate

## Unicable II

### Programmable Unicable II 32UB LNB

Model: IDLU-32UL40-UNBOO-OPP

Item: 5278



This Unicable2 LNB enables installations with up to 32 satellite receivers connected over a single coax cable and using the EN50494/EN50607 protocols providing access to unlimited number of transponders (also known as 'Dynamic' mode). Alternatively, it can be configured to deliver a fixed mapping of transponder frequencies to IF frequencies (also known as 'Static' mode), allowing an unlimited number of receivers to be connected and providing them access to up to 32 transponders (or more, depending on the bandwidth of the desired transponders) based on digital channel stacking technology.

Digital channel stacking technology uses fast wideband analog to digital converters and applies digital signal processing to select desired transponder channels, up convert them and stack them as IF signals over the Unicable output ports. The Unicable2 LNB offers a full flexibility of channel selection, supports many more set-top-boxes over existing cabling thus significantly reducing cost and simplifying installations at subscribers homes. The Static mode, allowing an unlimited number of receivers to be connected to the LNB, makes multi-room distribution and MDU installations substantially cheaper and simpler than ever before. The operating mode - dynamic or static - output power level, channel bandwidth, UB numbers, center frequencies and dish alignment mode are all programmable and can be configured and updated in the field using a dedicated programmer device\*.

The LNB can be powered over a connected STB or by an AC/DC adapter over a power inserter in case the STB is unable to provide the necessary power. The Unicable2 LNB is backward compatible, fully compliant with both EN50494 and EN50607 standards and integrates seamlessly into EN50494-only or mixed EN50494/EN50607 installations of compatible STBs, Next Generation PVRs and HGWs.

For more information on the Unicable2 technology and its advantages please refer to: [www.inverto.tv/unicable2](http://www.inverto.tv/unicable2)

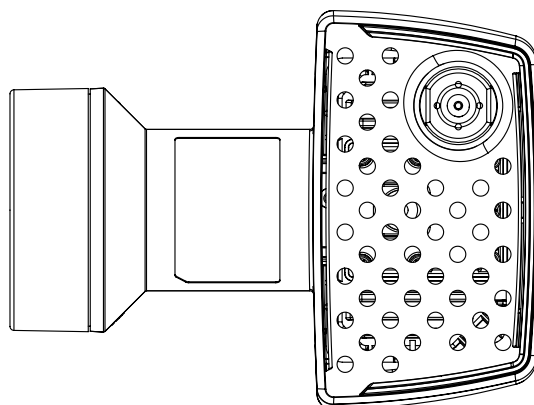
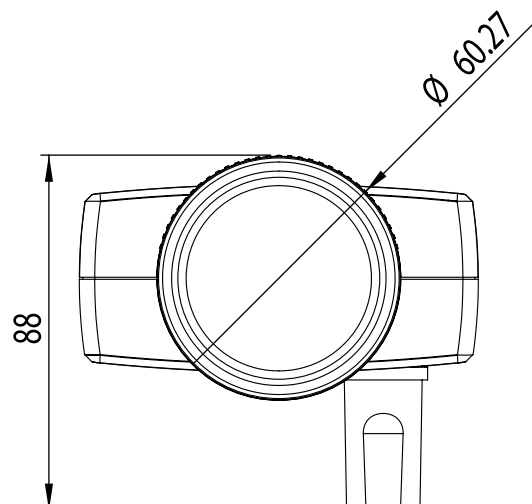
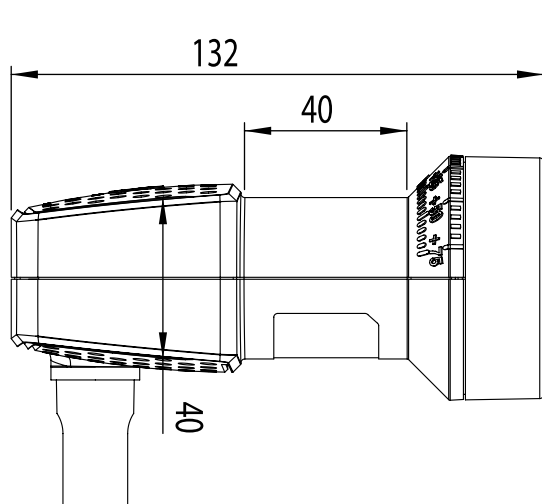
#### Main Features:

- Low phase Noise HDTV-DVBS2 compliant
- Low Noise Figure
- Very high cross-pol isolation
- Programmable Static frequency mapping mode
- Dish alignment mode

\* Programmer not included, sold separately as an optional accessory.

## Technical Specifications:

Input Frequency Range	10.7 ~ 12.75 GHz
Noise Figure	1 dB Max.
LO Frequency	10.4 GHz
LO Initial Accuracy	+/- 1.0
LO Temperature Drift	+/- 2.5
LO Phase Noise @ 10K Hz	-80 dBc / Hz
Unicable Conversion Gain (AGC)	55 dB Min.
Gain Variation	+/- 0.75 dB/UB
Image Rejection	40 dB Min.
Cross-pol Isolation	22 dB Min.
O/P 1 dB Compression Point	0 dBm min.
O/P VSWR	2.5 : 1 max.
Output Impedance	75Ω (F-type)
IF Channel (User Band) bandwidth	Configurable 10~64MHz (default 36MHz)
Output IF Channels (UBs)	Up to 32, Default 32UBs: CH1 1210MHz (EN50494+EN50607) CH2 1420MHz (EN50494+EN50607) CH3 1680MHz (EN50494+EN50607) CH4 2040MHz (EN50494+EN50607) CH5 984MHz (EN50494+EN50607) CH6 1020MHz (EN50494+EN50607) CH7 1056MHz (EN50494+EN50607) CH8 1092MHz (EN50494+EN50607) CH9 1128MHz (EN50607) CH10 1164MHz (EN50607) CH11 1256MHz (EN50607) CH12 1292MHz (EN50607) CH13 1328MHz (EN50607) CH14 1364MHz (EN50607) CH15 1458MHz (EN50607) CH16 1494MHz (EN50607) CH17 1530MHz (EN50607) CH18 1566MHz (EN50607) CH19 1602MHz (EN50607) CH20 1638MHz (EN50607) CH21 1716MHz (EN50607) CH22 1752MHz (EN50607) CH23 1788MHz (EN50607) CH24 1824MHz (EN50607) CH25 1860MHz (EN50607) CH26 1896MHz (EN50607) CH27 1932MHz (EN50607) CH28 1968MHz (EN50607) CH29 2004MHz (EN50607) CH30 2076MHz (EN50607) CH31 2112MHz (EN50607) CH32 2148MHz (EN50607)
Channel isolation	25 dB Min.
Unicable Control Signals	DiSEqC1.x/DiSEqC2.x, EN50494/EN50607
DC Power	400mA@13.5V
Working Temperature	- 30°C~ + 60°C
Weight	350g



For purpose of brevity, some product descriptions in this sheet remain at platform level and may not be referred to as detailed datasheets of the products. Inverto Digital Labs reserves the right to amend, omit or add products, product-lines, and / or features without notice. As product specifications may change without notice, always contact Inverto to obtain the latest product specification sheets.

For further details contact: [sales@inverto.tv](mailto:sales@inverto.tv)

FTA Communication Technologies S.a.r.l. Tel. +352 264 367 1 Fax. +352 264 313 68



[www.inverto.tv](http://www.inverto.tv)